


**STAGE EFFECT MACHINE GUIDE
(CONSUMER REQUIRED)**



~~~Fashion, dazzling, high-quality~~~

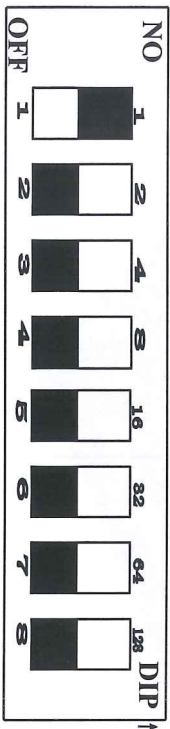
#### Dear users:

You are welcome to purchase the company series of stage effect on your machine, before use, please read the following instructions, in order to better understand the correct usage of the product and Caution! Matters. Thank you.

#### Be careful

- 1、open the packaging, to confirm the appearance and accessories intact. Remove all packing material box, especially the nozzle can not be the presence of a foreign body. The range hood flat and open the tank cover. The high-quality smoke agent, such as the high quality DJ rabbit LEIKE/West smoke agent, injecting note barrel and screw, barrel cover, plug fastening remote control socket on the rear of the machine.
- 2、the smoke of the high fever, so should be used to maintain a safe distance of more than 100CM and the nozzle (surface temperature 40-80 degrees, do not touch). Choose a good use of environments, the machine will be installed and fixed, do not apply directly to the human body, should be far away from the flame
- 3、the interior of the machine without the user can self repair parts, please consult the dealer or qualified repair personnel.
- 4、machines should be installed in a well ventilated place, do not cover the hood vents for ventilation and heat dissipation, to ensure proper, hood on the surrounding to maintain at least 20CM of space, at the same time around 300CM can not be stored flammable materials. (away from the carpet, wood and flammable objects).
- 5、choose a good operating modes: address code pull schematic diagram of switch, the machine uses a data control band, address range 0-255 (OFFH)

#### 512 address code pulling method



A. address code pull switch serial number and the corresponding relationship between the 512 control station address code: code switching on the 123456789 corresponding to the 512 control station address code is 1, 2, 4, 8, 16, 32, 64, 128, 256, 512, in the direction of the arrow to dial is open, as shown in Fig. the address switch has been set to 1.

B. please note, I have a number of machines can be controlled DMX512 standard signal, this figure are applicable to all controlled I plant in DMX512 signal extractor. The connection is completed through the "input" and "output" three pin XLR seat, a control signal line machine

must be output to the corresponding machine three pin XLR block 1 to 2 (-) 3 (+), some of the console to the 2 and 3 feet on the welding can be controlled

As. The signal line length should be within 100M, to prevent interference signal line is too long by other electrical equipment.

6、the machine has DMX512 signal control and remote control, switch on the power, connect the signal line, pull a good address code is a console mode of operation, can be used. Also for remote operation mode, the receiver directly into the remote control socket

#### Operations:

1 power line should be inserted in the power socket with wire, will be behind the switch to "ON" position

A, hood began heating, indicator light (red light) light for the machine in the heating operation, the operation is how to control the key can not, until the indicator light (blue light) light, then complete heating, machine working state.

2 please note machines do not apply directly to the human body, can not be tilted 15 degrees. 3 please review liquid stock, smoke exhaustion, if not to stop the operation, will inevitably lead to smoke damage.

4 if there is smoke becomes small, the pump noise or not smoke and equipment without heating and heating does not work situation occurs, should be immediately cut off the power supply, and check the smoke dose, fuse, signal line remote control joint and the power plug, if still can not determine the cause of the problem, please stop check to avoid loss and hood the hood, and returned to the dealer repair.

#### Technical parameters

The use of voltage: AC220-240V 50-60Hz

Power: 1500W

Preheating time: 8min

The smoke output: 6000Cu ft/min

Tank capacity: 2 L

The smoke distance: 5-8 m

Electronic temperature control: support

DMX-512: support

The wireless controller: support

Net / gross weight: 6.5/7.5kg

Size: 42\*33\*24cm (see each product packaging)

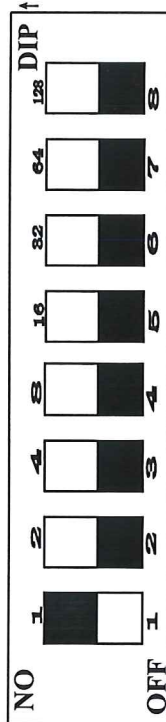
#### Dear users:

You are welcome to purchase the company series of stage effect on your machine, before use, please read the following instructions, in order to better understand the correct usage of the product and Caution! Matters. Thank you.

#### Be careful

- 1、 open the packaging, to confirm the appearance and accessories intact. Remove all packing material box, especially the nozzle can not be the presence of a foreign body. The range hood flat and open the tank cover. The high-quality smoke agent, such as the high quality DJ rabbit LEIKE/ West smoke agent, injecting note barrel and screw, barrel cover, plug fastening remote control socket on the rear of the machine.
- 2、 the smoke of the high fever, so should be used to maintain a safe distance of more than 100CM and the nozzle (surface temperature 40-80 degrees, do not touch). Choose a good use of environments, the machine will be installed and fixed, do not apply directly to the human body, should be far away from the flame
- 3、 the interior of the machine without the user can self repair parts, please consult the dealer or qualified repair personnel.
- 4、 machines should be installed in a well ventilated place, do not cover the hood vents for ventilation and heat dissipation, to ensure proper, hood on the surrounding to maintain at least 20CM of space, at the same time around 300CM can not be stored flammable materials. (away from the carpet, wood and flammable objects).
- 5、 choose a good operating modes: address code pull schematic diagram of switch, the machine uses a data control band, address range 0-255 (OFFH)

#### 512 address code pulling method



A. address code pull switch serial number and the corresponding relationship between the 512 control station address code: code switching on the 123456789 corresponding to the 512 control station address code is 1, 2, 4, 8, 16, 32, 64, 128, 256, 512, in the direction of the arrow to dial is open, as shown in Fig. the address switch has been set to 1.

B: please note, I have a number of machines can be controlled DMX512 standard signal, this figure are applicable to all controlled I plant in DMX512 signal extractor. The connection is completed through the "input" and "output" three pin XLR seat, a control signal line machine

must be output to the corresponding machine three pin XLR block 1 to 2 (-) 3 (+), some of the console to the 2 and 3 feet on the welding can be controlled

As. The signal line length should be within 100M, to prevent interference signal line is too long by other electrical equipment.

6、 the machine has DMX512 signal control and remote control, switch on the power, connect the signal line, pull a good address code is a console mode of operation, can be used. Also for remote operation mode, the receiver directly into the remote control socket

#### Operation:

- 1 power line should be inserted in the power socket with wire, will be behind the switch to "ON" position
- A, hood began heating, indicator light (red light) light for the machine in the heating operation, the operation is how to control the key can not, until the indicator light (blue light) light, then complete heating, machine working state.
- 2 please note machines do not apply directly to the human body, can not be tilted 15 degrees.
- 3 please review liquid stock, smoke exhaustion, if not to stop the operation, will inevitably lead to smoke damage.
- 4 if there is smoke becomes small, the pump noise or not smoke and equipment without heating and heating does not work situation occurs, should be immediately cut off the power supply, and check the smoke dose, fuse, signal line remote control joint and the power plug, if still can not determine the cause of the problem, please stop check to avoid loss and hood the hood, and returned to the dealer repair.

#### Technical parameters

The use of voltage: AC220-240V 50-60Hz

Power: 1500W

Preheating time: 8min

The smoke output: 6000Cu ft/min

Tank capacity: 2 L

The smoke distance: 5-8 m

Electronic temperature control: support

DMX-512: support

The wireless controller: support

Net / gross weight: 6.5/7.5kg

Size: 42\*33\*24cm (see each product packaging)