




## Main Technical specifications:

- Voltage: 110-130 volts 50/ 60 hertz
- Voltage: 220-230 volts 50/60 hertz
- Warm-up time: 3-4 minutes
- Power: 500W
- Oiler capacity: 0.25 liters
- Package Size: 27×17×15cm
- Weight: 1.8 kg

## How to Use

1. Pour the atomized liquid (excluding) into the water tank and plug the power cord (including) into the power socket. Notice: Make sure the metal liquid nozzle is totally immersed in atomized liquid, Otherwise, the equipment won't work properly.
2. Turn on the fog machine.
3. Starts preheating. After 2-3 minutes of warming up, there is a red light will be shown on the wireless receiver, indicating that it has been heated up and ready to spray. So you can either press the red button of the wireless receiver or  button on the remote.
4. Press  button on the remote. It will spray fog continuously for about 20s, then stop spraying and then start to preheat again. When another preheating finished, it's ready to emit fog again.
5. If you want to stop the spray, press  Button on the remote.
6. Power-off protection time for overheated machine, 5 minutes; When the temperature hits very high, the machine will automatically stop for five minutes due to self-protection. The machine will restart working after cooling down.

## Note:

1. For your safety, make sure there is enough fog fluid in the tank before each use. and Make sure the metal liquid nozzle is totally immersed in atomized liquid.
2. Do not spray fog directly on people and keep the machine away from heat sources such as fireplaces and radiators.
3. The LED lights can only be activated once the fog machine is preheated successfully
4. This fog machine is ideal for indoor use and no timer is required.

## Caution:

Before use and in use, please check and make sure there is enough fluid in the water tank.

## Maintenance:

- After the machine has been used for about a month, please add the mixture of 20 % distilled water and 80% vinegar to the water tank and whilst clean the cleaning pipe. According to the normal operation, it will reach the optimal effects after washing 10-30 minutes in a continuous way.
- After cooling down, reinstall the nozzle and add the atomized liquid for later use.
- Clean the machine with dry cloth and keep it dry for storage.

# Machine User Manual



Caution

Please read this manual carefully before operating!  
Damage caused by misuse is not covered by the warranty!

## CAUTION:

- Risk of electric shock! Disconnect the appliance from the electric supply before refilling fog fluid, before performing any maintenance, or before cleaning the machine.
- Check the level of fluid before and during use to make sure there is enough fluid in the tank. Operating the machine without fluid will cause severe damage.



# Machine User Manual

Thank you for purchasing this fog machine. Prior to use, **please read all of the instructions.** By following all these operations, safety and maintenance instructions, please make sure that your fog machine has a long-term use.

## **CAUTION:**

- Keep this appliance dry and put it in a dry environment.
- Not suitable for outdoor use.
- Use 3-prong grounding receptacle only. Please make sure the machine is powered up at rated voltage before use.
- Always unplug the machine before refilling the fluid tank.
- Always keep this fog machine in a upright position. Never use it on an uneven surface.
- This fog machine is NOT water proof or water-resistant. If water, fog fluid (not inside the water tank ) gets inside the machine, unplug this machine immediately and contact maintenance service center for help before using it again, just in case of electric shock.

## **Danger of burns**

- Keep out of reach of children. This product is for adults only.
- Never leave this machine unattended.
- Never aim this machine directly at people or animals.
- Put the fog machine in a well-ventilated place.
- Never cover any vent holes on the machine, and leave at least one foot of space around the machine while it's running, which allows air to move in and out of the machine.
- Never aim this machine at open flames.

- If the supply power cord is cut or otherwise damaged. You should ask a qualified electrician or a service center for help.
- In the process of using this machine, the fog nozzle will become will hot (UP to 600 F). Keep flammable items at least 3 feet away from the fog nozzle.
- Before cleaning or maintaining it, always allow the machine to cool to room temperature.

## **Danger of Explosion**

- Never put any type of flammable liquids (example: gas, oil, alcohol, perfumes, etc) in the water tank. Do not mix these liquids with fog fluid.
- Use only fog fluid.
- Always make sure the water tank is full before using the fog machine.
- Attempting to operate this machine without fluid will result in overheating and pump damage.
- If your machine operates abnormally, just unplug it and discharge the fog fluid from the water tank, and find a qualified electrician or service center to repair the machine.

Never transport this machine filled with any fluid. Always drain fluids prior to transporting it.

Do not ingest or inhale fog fluid. Once you inhale any fog fluid, please contact 911 immediately. If you have fog fluid on your skin or fog fluid goes into your eyes, rinse it thoroughly with water and contact a medical doctor.